

Key Largo Wastewater Treatment District Board of Commissioners Meeting Agenda Item Summary

Meeting Date:

April 15, 2025

Agenda Item Number: L-1

Action Required:

No

Department:

Plant/Facilities

Sponsor:

Ryan Dempsey

Subject:

Plant/Facilities Report - March 2025

Summary:

Mr. Dempsey will present the Plant/Facilities monthly report.

Reviewed / Approved

Operations: _____

Administration: _____

Finance: _____

District Counsel: _____

District Clerk: _____

Engineering: _____

Financial Impact

\$

Funding Source:

N/A

Budgeted:

N/A

Attachments

1. Monthly Report

Approved By: _____

General Manager



Date: 04/10/2025

Wastewater Treatment Plant Operations

The wastewater treatment plant processed an average of 2.1 million gallons of influent per day (MGD). The Treatment Plant remains in compliance with the Florida Department of Environmental Protection (FDEP) guidelines.

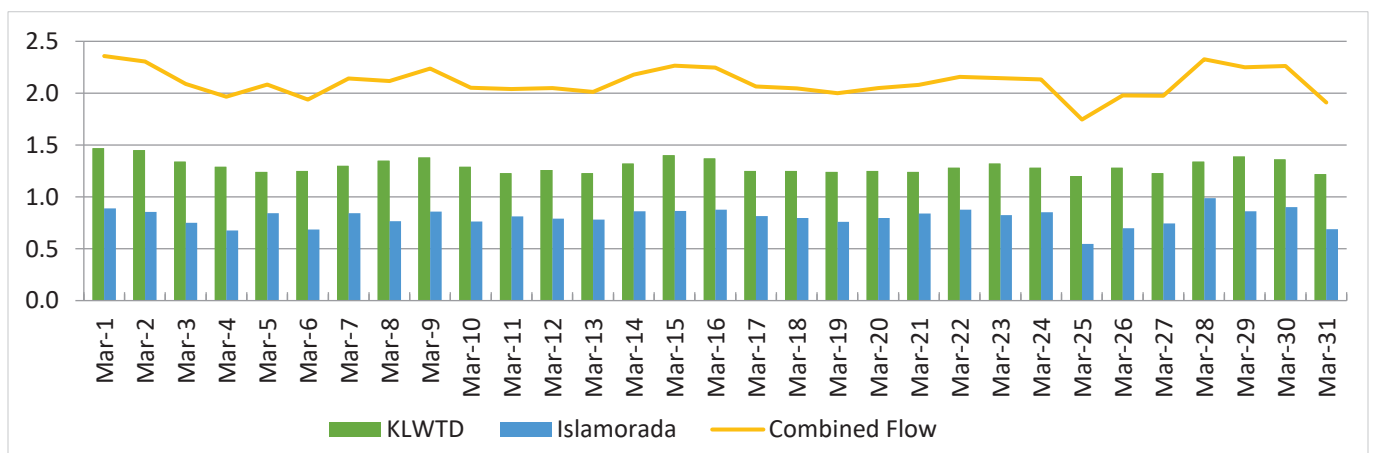
Effluent Quality Reports (mg/L)

Determines the quality of discharge from the wastewater treatment plant.

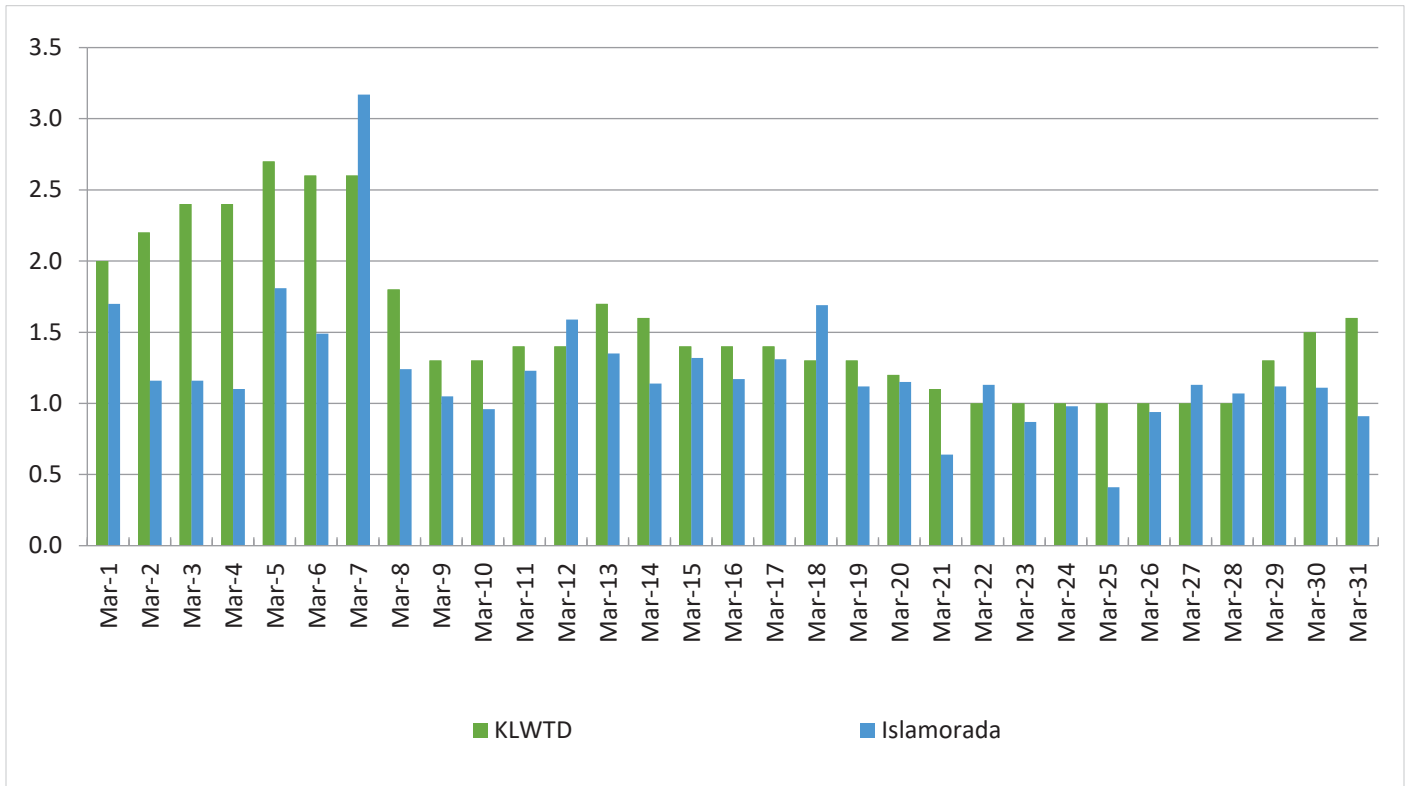
Effluent Quality Report	March 2025 Plant Performance	12 Month Average Plant Performance	Effluent Limits
CBOD5 (Carbonaceous Biochemical Oxygen Demand)	1	1.7	5
TSS (Total Suspended Solids)	1	1.2	5
TN (Total Nitrogen)	3.3	2.6	Report only
TP (Total Phosphorous)	.6	.7	Report only

Daily Flow (MGD)

The total flow of influent through the wastewater treatment plant each day.



Daily Peak Salinity (PPT)
The daily peak salinity for the current month.



Islamorada

Average Daily Flow: .803 MGD

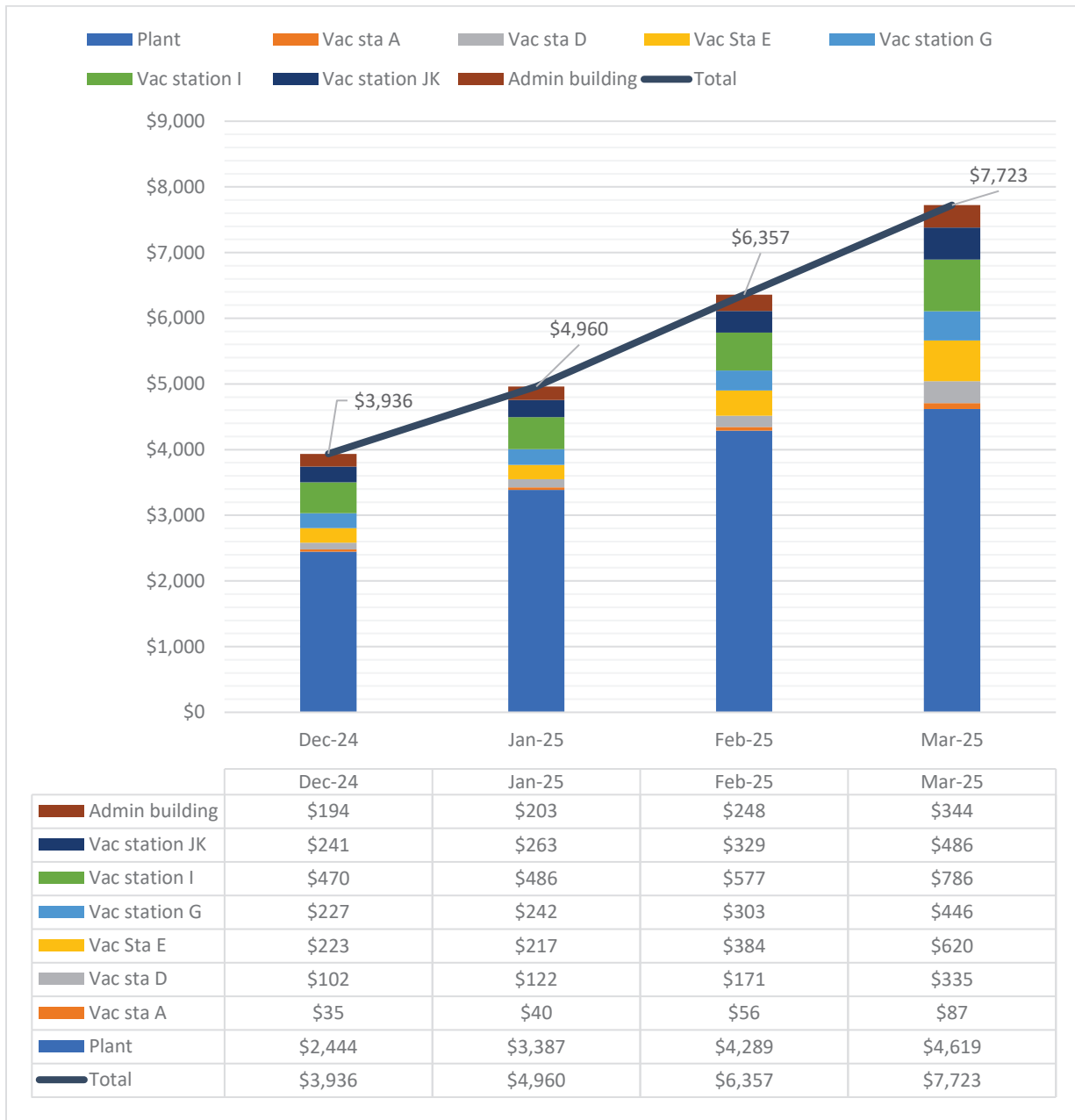
Highest Daily Flow: .988 MGD

Monthly Peak Salinity: 3.17 PPT

Days over 4.0 PPT Salinity: 0

3-month average of Islamorada flow capacity (1.104 MGD): 68%

Solar Production Report



Sodium Hydroxide tank fill bulkhead fitting repair



Injection well pump #3 removal



Misc. pump repair and maintenance

